


APRIL  
2018



Moving  
Forward





# Do ice breakers really break the ice?

## ICE BREAKING ACTIVITIES

New session, new friends, new classrooms, new teachers... that's a lot to handle...The junior section welcomed all of it with great enthusiasm. Series of activities were planned for the children over a period of 1 week and help the students set sail on the new journey of learning.



## ARE WE AWARE OF EACH OTHER????????????????

On the first day of the new session, the teacher welcomed the children with a brief introduction of herself.

She then asked the children to form a circle called- the awareness circle which was dedicated to help the students locate similarities amongst their peers and find partners.

The exercise concluded with each student getting to know one classmate substantively. They spent the rest of their time finding out more about their new classmates, and making new friends.





### WHATS IN A NAME????IS IT....



The second icebreaker activity involved the importance of one's name. To understand the value and significance of our name was discussed through the medium of questions.


Students were also asked to draw the picture of the meaning of their name.

The students participated enthusiastically as they were curious to know the RAAZ behind their names.




## DOODLE OR GOOGLE??

The third activity helped in nurturing healthy and open relationships between classmates. Students will be asked to complete some statements about themselves. Each student will pick up a sheet randomly and will try to draw the picture of the student on the basis of the information given. The class will then try to guess the name of the student drawn. The students played the role of Sherlock Holmes as well.









## WHO IS THE ARTIST?

To develop team building skills, each class was divided into groups, the teacher will ring the bell and the first child will start drawing something. After 2 minutes the teacher will ring the bell again and the child sitting next to him will take the sheet and continue with the drawing. This way each child will get the turn to work on the picture. Together! With each child drawing a part of the picture, their combined efforts yielded some beautiful results!





## ASSEMBLY

Morning sets the day and the assembly paves the way for our students to rejuvenate the spirits and remain rooted to the moral values. It all began on a refreshing note for the junior section. The first assembly was dedicated to welcoming the students to a new standard as they began their academic pursuits. It started with a calming meditation session, and was followed by a warm welcome address by the headmistress. Keeping with the tradition of celebrating all festivals with fervour and gaiety the first assembly was conducted on Baisakhi by class 4.



**Assembly - Praying and paving our way to excellence!!**



**If you are happy... RELOADED...Punjabi version!!**





**What's Baisakhi without a bhangra!!**



**Headlines of the day!!**



# Life is a circle of togetherness...!!

## Circle time

Circle time is the time to develop listening skills, acceptance, inter and intrapersonal skills and the ability to solve problems. The new session began keeping these objectives in mind. Some of the topics covered during circle time were:

1. I am really \_\_\_\_\_ to be in the new class because\_\_\_\_\_.
2. Analyzing and overcoming fears
3. Why should there be rules?
4. Safety and security (bullying)



Treat others the way you want to be treated...

Rules in the making-





We will follow the rules- Now that is a promise!!

### Elections Assembly

Elections is round the corner..... Let us know our candidates!

An event to look forward to— Elections for the post of Junior Prefect. As the new session began, the buzz word that was repeatedly heard, during assemblies and break time was "ELECTIONS". Students of Class 4 geared up for it. They prepared their speeches, for the preliminary speech round which was done in the respective classes. Speeches were heard, questions asked and 10 candidates were shortlisted for the final round.



Every candidate was allotted a symbol. Posters were made and campaigning began. Slogans were made and spoken very creatively. The little children of Class 1 were particularly fascinated by symbols like ice-cream and butterfly.





**Leaders of tomorrow!!**



**Bhaiyon aur Beheno!!!**





**"I am confident, responsible and dedicated"-Our future does look promising!!**


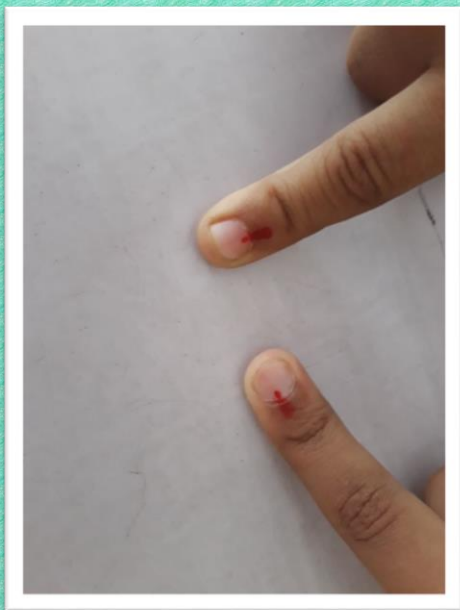


**We believe in Democracy!**





On the D-day, 27 April 2018, elections were conducted. Following the Green practices, the posters were uploaded on the smart board and all children voted in novel ways, using newspaper slips or recycled paper pieces.







The results will be announced shortly. Candidates wait with bated breath.



All kids need is a little help, A little hope, and  
somebody who believes in them.

### Life skill activity

#### Buttoning & unbuttoning / folding of shirts

Learning by doing only comes when children are given responsibility. Life skills is all about teaching the students to be confident, independent and work together as a team.

Skill building has been an integral part of education. Our students are made aware of the significance of life skills and various activities are done. In the first week we had the buttoning and unbuttoning activity done by students from class I to IV.



I am going to help my Mummy with folding clothes hereafter.




"Ma'am. I can show you how to do it"






**Buttoning and unbuttoning of shirt**



**I am concentrating...**





## Shoe Polishing



**Mera joota hai Japani..!!**



**All laced up !!**



# Reliving Santa Maria days ☺

## Fun with Phonics-




## Hands on with letters- Sand tracing activity!!







Picture letter correlation -group activity







**School walk-knowing my spaces...**



**HMMM... I think I am beginning to like it here!!**



# Fun with shapes - aakar parivar

## Learning by doing



That is so cool!!



Shape of you...



# Imagine..Invent.. Inspire

## Visit to bio lab

Our future Einsteins and Darwins visited the bio lab to explore plant and animal cells. They were in awe of the microscope and how we are made of such small cells.



Is that magic?







**Chandran sir knows magic.. wow!!**



**The audience is awestruck**



# Earth Day is Every Day

## End Plastic Pollution

Junior section celebrated Earth Week, with an entire week of activities focused on the environmental issues that the world faces. The focus was not only that we take care of the Earth and its natural resources but, it is a time to make a difference as well.

Each class came up, about their own ideas of how we can reduce pollution on earth, and save our natural resources.

The green warriors were also chosen on that day.




Earth day activity - making of eco-friendly bins





Reduce - Reuse - Recycle







**Earth Messengers**



**Don't use Plastic, I'm fantastic.**





Back to earth







In sync with nature





Swachh Bharat



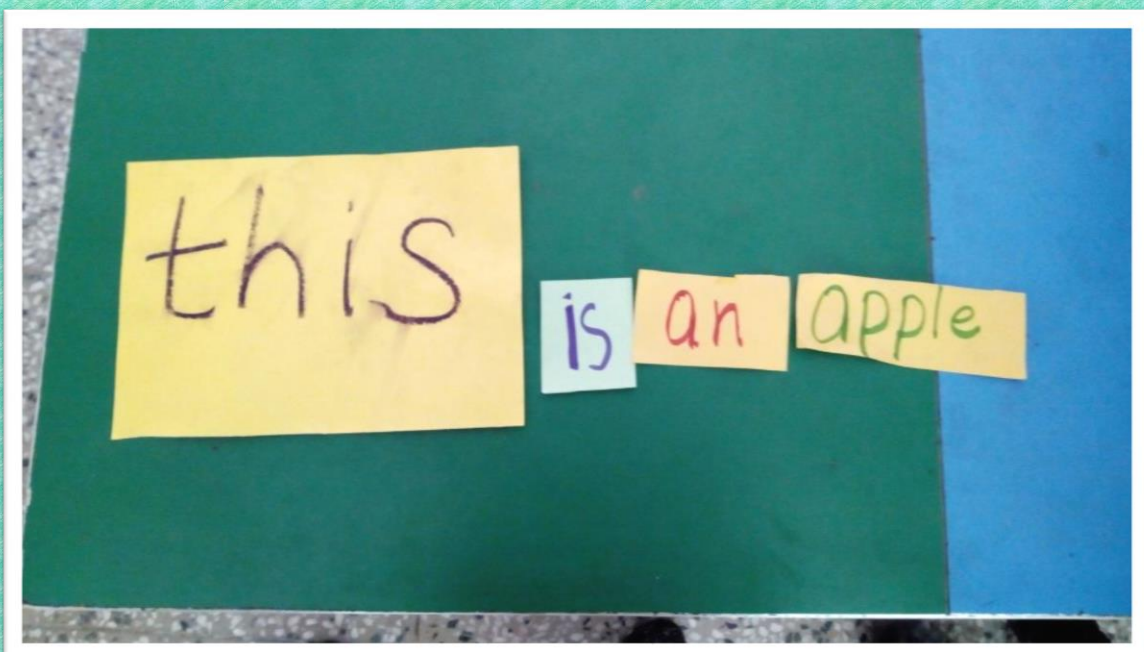


Letters... words...sentences...we are learning it all  
the way...

Sorting and creating sentence structures



Santa Maria nostalgia- "Humne Santa Maria mein kiya tha"







Indoor games- ...and it's all learning!!



.... spellings

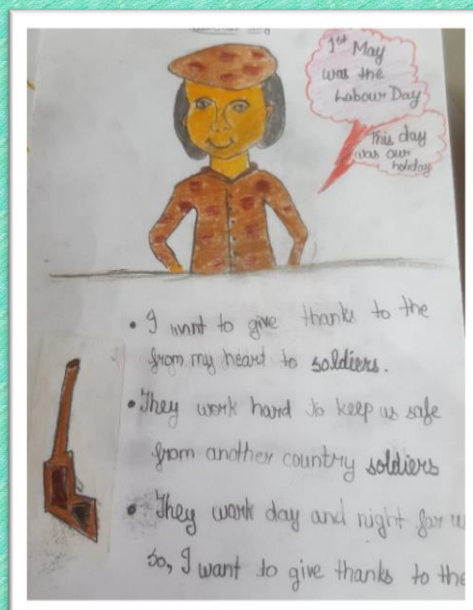



...strategy!!



Without labour nothing prospers.

LABOR DAY

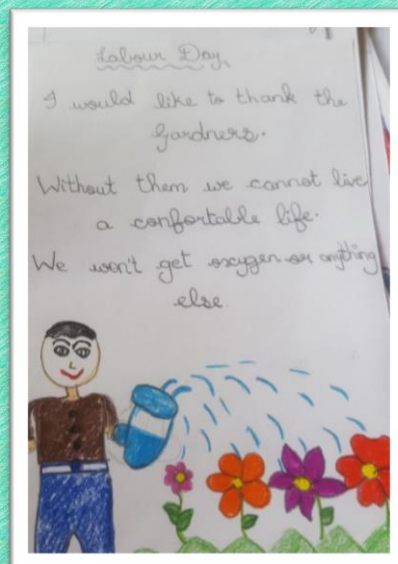


**Your hard work and dedication have helped to build the nation.**





**There is no substitute for Hardwork.**







Dhanyawaad sahit...





# KNOWING OUR EARTH



**LAND FORMS-** Mountains, Valleys, Volcanoes, Deserts. All of them beautifully created by our budding artists. The students were eager to create the different landforms they have learned using clay. Their innovation is our motivation.















The shifting of sand dunes of Thar ... renamed as "cookie desert"....now that is innovation !!





## ANNUAL AWARDS CEREMONY

A glorious annual prize distribution was organised on 4<sup>th</sup> may 2018. Mrs Mary Mansukhani, our dear Mary ma'am, graced the occasion with her motivating presence as the chief guest. The deserving students once again evinced their excellence in both scholastic and non-scholastic fields. The proud parents brightened the occasion even more with their applause and cheers. Mary ma'am's inspiring words of wisdom once again gave strength to students to achieve goals in the ongoing session. Her advice on parents were motivating and inspiring.







## WELCOME ADDRESS







### THE ACHIEVORS....







VOTE OF THANKS.....



Connecting home and school makes us a great community of learners!

## PTM Summer Holiday Homework



## Parents







**We can be passive listeners..**





Time spent playing with children is never wasted...

\*\*\*\*\*The best is yet to come \*\*\*\*\*

### REPORT CREDITS

Photography: Reshmi Vikram

Compilation: Neetu Sachdeva

Technical editing and design: Sakshi Dadlani

Content and editing: Ruchi Kapoor

With the support of all the teachers in the junior section!