



# JUNIOR SCHOOL



# KHABARNAMA

## APRIL



**DISCOVERING  
MYSELF AND MY  
SURROUNDINGS**



# TABLE OF CONTENTS



WELCOME  
BACK



ICE  
BREAKING



EASTER  
CELEBRATION



AWARDS &  
RECOGNITION



SCIENCE  
EXPERIMENTATION



EARTH DAY  
CELEBRATION



PROFESSIONAL  
DEVELOPMENT



## WELCOME BACK

### ASSEMBLY

The new session began on a refreshing note for the junior section. The first assembly was dedicated to welcoming the students to a new standard as they began their academic pursuits. It started with a calming meditation session, and was followed by a warm welcome address by the headmistress. The upcoming festival of Easter was warmly acknowledged, with an explanation of why the festival is celebrated. The halls echoed with music and beautiful notes as the children learned to sing an Easter song. The first assembly of the session concluded with an apt word of the day - delightful!





## COMMUNITY SINGING

Do the boogie-woogie!

Community singing is always a crowd favourite! And our community singing sessions were no different this time. Kicking it off with some basic exercises, the students launched into their favourite numbers, complete with animated actions and expressions.







## **ICE BREAKING ACTIVITY**

A new session can be intimidating for more reasons than one! Apart from the new academic challenges, the students have to get acquainted with their new classmates and new teachers! Fortunately, our ice breaking activities aided us in making the transition as smooth as possible.

The new classes began with an awareness circle which was dedicated to helping the students locate similarities amongst their peers. The exercise was concluded with each student getting to know one classmate substantively. They spent the rest of their time finding out more about their new classmates, and making new friends.


The second icebreaker activity involved using the previous day's knowledge along with lots of creative energy! The students were asked to draw portraits of their classmate, and were given the option of writing about them as well. The activity was a huge success, with the students putting in a lot of effort to make flattering portraits of their new friends.

The third activity was the human knot game. All the students formed a giant human knot with their arms, and they had to detangle themselves without letting go of each other's arms! The activity was daunting, but it provided some much needed excitement at the beginning of the day. The students learned about team work and cooperation, and the class teachers facilitated a discussion about the same after the activity was over.


Fourth on the list was another activity which required oodles of team work. Each class was divided into groups, and each group was to draw a picture. Together! With each child drawing a part of the picture, their combined efforts yielded some beautiful results!



The final ice breaker for the primary school students was an activity which required a whole lot of sharing. A large part of getting to know one another involves knowing each other's cultural practices. And what better way to gain that knowledge than through food! Students were asked to come armed with their favourite home cooked meal, which was then passed around in a large circle. Each student would eat off a lunch box for a while, and then pass it along. Who says sharing isn't fun?



My Favourite ice breaking Activity



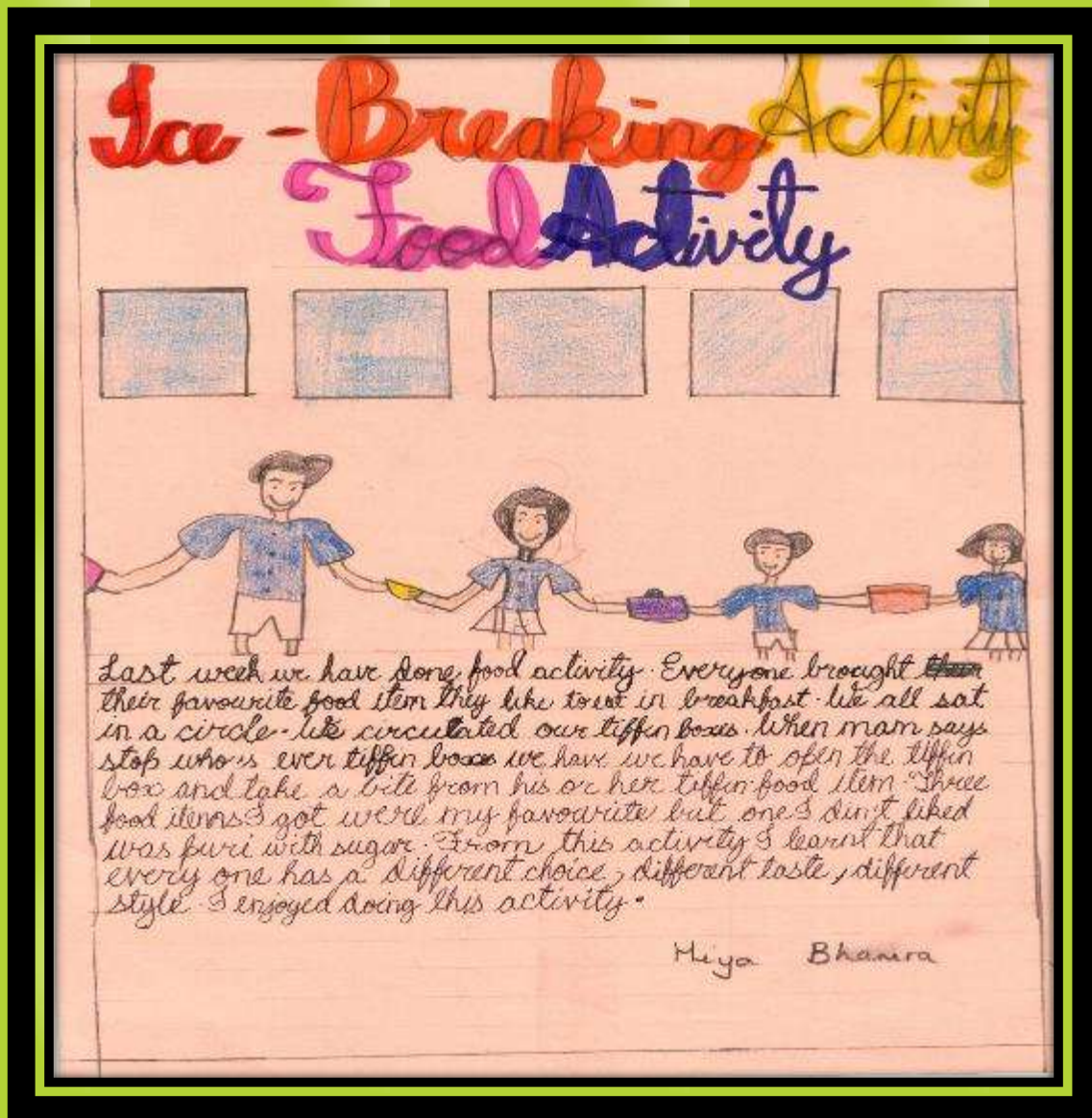
My favourite ice-breaking activity was the "Knowing About Food" activity. In that activity first we made a circle with our favourite food tiffin. Then our man said **START** and we started passing our tiffin to our right side partner, and after sometime man said **STOP** and





My Partner was Manpavit.  
Her hobby is drawing and  
her favourite film is Jungle Book.  
Her favourite food is Rajma  
Chawal. She likes to  
play football.





### Anecdotes and other gems!

“Arre is game se toh mera naya friend bann gaya”

“I like this class because I made 5 friends on the first day itself.”

“Felt nice when grandparents were involved!”

“Was interesting when we understood that our friends also have pets.”

## ROLE PLAY

The photographs speak for themselves! The classrooms decided to mix it up by role playing families. No pets available? No problem. Class teacher to the rescue!



It's always fun to learn about different kinds of families.



## CIRCLE TIME

Circle time is for introspection and sharing. The new session began with a discussion on what everyone was feeling, including the teachers!

Some of the insightful responses from the circle time:-

I like circle time because we get something to learn and it is fun. We share our feelings with our friends.

Shiksha D

Why I like circle time  
I like circle time because then I can share my feelings with the class and it's fun. In circle time we all enjoy it.

### Circle Time

1. I understand that we should know our friends feelings everyday and ask them how are you feeling today.
2. I understand that we should always deal with fear and fight with them.

Shreya A

### Circle Time

We had the circle time and we talk about how we are feeling when we come to class 4<sup>th</sup> & we also had the 2<sup>nd</sup> circle time about our fears.

### MY EXPERIENCE ON:- CIRCLE-TIME.

I had a circle-time today. I enjoyed it very much. We got to share our fears. I told them, that I am scared of honey-bees. We enjoyed circle-time a-lot. 😊



## LIFE SKILLS

Responsibility may be a big word, but children only need to be given the opportunity to learn about it in fun ways. Life skills is all about teaching the students about ways in which they can take care of themselves and their belongings.



Triumphant faces of the students after they tackled the daunting task of shirt folding.



Buttoning is serious business!



**Help comes in unexpected forms, and in unexpected ways.**





**Buttons, buttons, and more buttons!**



**Woh waala aur chahiye!**







**The wily ways of the shoelaces have been conquered! And how!**

**Just in case tying actual shoelaces got too boring, the students were given colourful paper “shoes” so that they could master the art of tying their own shoelaces. And boy did they manage to master it well!**



## EASTER CELEBRATION

What better way to learn about Easter than to paint some colourful Easter eggs! The students of the junior section found out more about Easter through fun activities. While some painted eggs, others made Easter egg designs out of paper.

"Why are we painting these eggs?" was the question in everyone's minds. Through the fun activities, the children found out about eggs symbolizing life and birth.

And the Easter bunny wasn't forgotten either! The children hopped about in excitement as they were told about the fluffy bunny being a sign of the coming of spring!









**“Ma’am, yeh asli ande hain?”**





## AWARDS AND RECOGNITION

**Kicking the ball out of the park is not just a metaphor!**

**Excellence demands to be recognized, and in that spirit, awards were given out to the champions of the league matches in the Junior School.**

**With pride and excitement, the students came up to claim their beautiful medals, while Tanya Singh and Siddharth Yadav won trophies for best players in their league teams!**





## SCIENCE EXPERIMENTATION

**What? How? Why?**

**These are some questions we must always ask ourselves. And with these questions in mind, hands on experiments were carried out by the students of class 2, 3 and 4. The common theme that rang through these experiments was that of water!**

**From lessons is mass and volume, to ideas of density, and how light interacts with water, different aspects of this wondrous liquid were demonstrated by each of the classes.**

**Sometimes actions do speak louder than words. Instead of theory, the children demonstrated creatively designed experiments to elucidate their points.**

**The inquisitive minds brimmed with questions, which were answered by the demonstrators quite skilfully.**









**“Why does the pencil appear bent inside the glass of water?”**

**“Why is the water falling when you’re putting in stones?”**

**“Honey se kya hua?”**


**These were just a few of the questions by the eager audiences.**

## **EARTH DAY CELEBRATION**

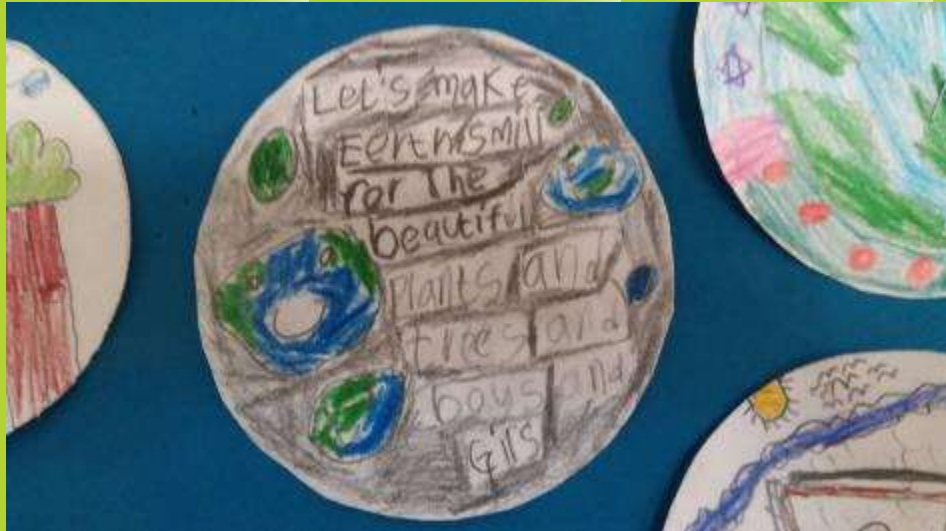
**“Let’s save our Earth from ourselves!”**

**Earth day began with a gusto, as the assembly began with a skit about all the hazards that plague the earth, and how we need to deal with each one of those problems. The assembly became quite interactive, as students came up, and talked about their own ideas of how we can reduce pollution on earth, and save our natural resources.**










**"I promise to use public transport"**

**"I will always recycle plastic."**

**"I will not litter my surroundings"**

**"I will always switch off the lights and fans when I am not using them."**

III-A earth day  vartika  
 earth day is about the saving water earth  
 is over life we should clean the earth  
 we should grow the plants in earth.

III-A earthday VARDIA  
 earthday is a special day for earth. Do you  
 know How can we save earth? We have  
 to not waste water we can't cut trees  
 But we can grow, more and more trees.

Earth day means that we  
should save our earth and  
keep it neat and clean.

DIYA JARAH JOSE IV-B

For me earth day is a special day, to celebrate  
it we have to clean our earth and that day we  
celebrate the happiness // हमारे मकान की धूल /  
So. when earth is then only Earth is Born!

## ELECTION CAMPAIGN

The spirit of democracy is the backbone of this nation, and it is only fair that children get introduced to the concept at a very early age. What began as a discussion on the constitution of India, led to democratic elections in classes. These elected representatives then began campaigning for the elections, complete with speech rounds addressing their voters.

Elections are all about democracy, and responsibility. These values were abundantly clear during the speech round, where students promised to help others, maintain discipline, stop bullying, and clean up their school ground as elected representatives!

And the element of fun was included all along! The students came up with innovative symbols such as panda, flower, bulb, book, pencil, star, and other such interesting signs.



**Vote for the flaming star**



**Campaigning can be fun too!**













## PROFESSIONAL DEVELOPMENT

**Workshop with Bagga Ma'am**

**“Who dares to TEACH, must never cease to LEARN”**

**On 20<sup>th</sup> April, 2017, at 2:00 p.m. , all teachers of the junior section assembles in the junior library to learn geography from Mrs. Bagga. Ms. Madhubani and Ms. Vineet were also there.**

**Mrs. Bagga taught us how to figure out directions and how to teach children the same through shadow method.**

**Thereafter, we learnt about directions on maps and how to reinforce the concept in students.**

**There was discussion about the physical features of the various states being taken up by the students of classes I to IV. Delhi NCR region denominated the discussion and we understood the unique features of the Aravali mountain range. Arunachal Pradesh (class II) could not be left behind. Neither could Gujarat (Class IV) and Tamil Nadu (Class III) left behind. So all of us raised questions about our states and Ms. Bagga patiently answered them. We also discussed our methodology to some extent.**

**It was all together a fruitful hour of discussion and learning. All of us expressed our gratitude to Mrs. Bagga for her time and for sharing her knowledge.**



**And this exciting academic year is just getting started!**

## **REPORT CREDITS**

**PHOTOGRAPHY BY: MS. ANNIE GEORGE**

**CONTENT WRITTEN BY: MS. LOPAMUDRA CHATTERJEE**

**DESIGNED AND COMPILED BY: MRS. SAKSHI DADLANI**

**GUIDED BY: MRS. JYOTI FOTEDAR MA'AM**

**Thank you junior section teachers for the hard work and efforts you have put in as this report would have been incomplete without your contribution.**