



Junior School Report (March-May 2023)

St. Mary's School,
Safdarjung Enclave

Welcome Assembly

'A new school year means new beginnings, new adventures and new challenges'

The students of Class IV A conducted a welcome assembly under the guidance of their class teacher, Ms. Mamta Arora. The teachers of the junior section were introduced, and Ms. Annie Tharyan spoke to the students about the school rules, emphasizing discipline, punctuality, and addressing bullying. Community singing and action songs were performed. The assembly concluded with the Junior section singing the school song.



Circle Time

*'Together we create
a circle of trust,
happiness and hope'*



*The new session always begins
with a Circle Time through
which the children get an
opportunity to know each other
and become comfortable in
their new class.*



*From sharing their feelings to
talking about how excited they were
to be in their new class, children
spoke their heart out during the
Circle Time!!*



*P.S - Can't mention more than this as
what's shared in the circle, remains
in the circle !!*

Ice Breaking Activities

To help the children know each other and develop a rapport with their new classmates, various ice breaking activities were conducted across a week.

From emotional roll call to sharing personal experiences, chatting, observing and creating the portrait of their partners, from working together in a group to build a tower or untangling a thread to creating their self portrait, this week was all about letting yourself loose, becoming used to the new space and above all breaking the ice.

PS- We all are looking forward to getting together and creating some unforgettable memories throughout the year.



Life Skill Activities

*'The skills that will last your
entire life,
They will smoothen your journey
and never let you strive'*



*To promote organizational skills
and cleanliness, students were
given an activity to neatly
organize their school bags as per
their timetable and keep them
light.*



*They were also instructed to
clean their desks daily using a
cloth duster brought from
home.*

Life Skill : Polishing Shoes


Class 3 took shoe polishing as an essential life skill, not only for learning how to be responsible for one's possessions but also developing a sense of confidence and independence. It also focused on the values of having respect and dignity in all kinds of work.

The students came prepared with the material and showed great enthusiasm towards the task. Each one showed off their hard work with great pride.



Eid Celebrations

The festival of Eid-ul-Fitr was celebrated with great enthusiasm by the students and staff. The significance of Eid and the traditions associated with it were explained to the students. An assembly was organized to promote unity, featuring the Azaan, a play highlighting kindness and gratitude, and a round of mushaa'ira. Community cooking took place, with students preparing seviyaan for everyone. The Principal and teachers distributed Eidi (gifts) among the students.





Together forever
with love, respect
and devotion- that's
us.







'Make everyday Earth day!!'

Activities across junior section were taken up to celebrate Earth day. We discussed that it's important to take care of our planet and become conscious of our efforts so that we can create a better tomorrow for all of us!!



Let's nurture our nature!!

"To plant a seed is to believe in tomorrow"

The students of Class 1 adopted a plant and planted a sapling during the Earth Day week.

This initiative was undertaken to acknowledge the importance of plants and their benefits.

The saplings that each class planted were -

1A - Neem

1B - Guava

1C - Chinese orange





Best out of waste

As part of the Earth Day week observance, the children engaged in an activity where they creatively repurposed waste materials. The children collected various materials from their homes and used them to create items such as photo frames, planters, and pen stands.



Think, segregate and throw!!

Class 2 children learnt the difference between wet and dry waste and took a pledge to be mindful when they discard it. They segregated their waste and threw it in the blue and green dustbins kept in the school.



Germination


Germinating seeds in a bag is a fun way for kids to view how seeds transform into plants. The germination activity conducted by Class 3 provided an engaging and educational experience for the students. This hands-on approach allowed them to develop scientific skills such as recording observations, comparing data, and drawing conclusions. The activity also helped students recognize the life cycle of plants and appreciate the natural processes involved in their development. This activity fostered a sense of wonder and curiosity among students, nurturing their interest in the natural world.



Prefect Elections 2023

Be the kind of leader that you would follow.

The Junior School students' council was elected through a four-phase election process. Candidates introduced themselves, canvassed for votes, and students cast their votes electronically.




Summer Coolers



Rose Mojito by the chefs of Class 1

To beat the scorching heat the little chefs of class 1 prepared Rose Mojito connecting maths in their everyday life. They measured the quantity of lemon juice, Roof Afza syrup in teaspoons, tablespoons, millilitre (ml).





Mango shake by the chefs of class 2

"Let's beat the scorching heat, with our Summer cooler"

Class 2 children got together to make the delicious mango shake as their Summer cooler.

As they say, team work makes dream work so, we made our shake in one big container for all the children of class 2. The kids put their mango pulp/ pieces and a spoon of sugar in the container after which we added the milk and blended everything together. Each teacher served the delicious shake to their children in the paper glass that they had got!! One glass was not enough for some children while the others relished what they had got!!

Vocabulary words like quantity and measurement were discussed apart from giving a brief introduction of the units of measurement (l/ml and g/kg).

We concluded the fun activity with a follow up worksheet!!

Mango Lassi by the chefs of class 4


To beat the heat, children of class 4 prepared Mango Lassi using mango pulp and curd. Since Mango is a seasonal fruit and everyone's favourite, children learnt a very important skill of estimation while making Mango lassi.



May Day

'Those who toil in mud and heat, with a smile always, are true warriors'

Students discussed the importance of hard work and dignity of labor during the CTP. They expressed gratitude towards the school helpers by making Thank You cards and personally delivering them, acknowledging their contributions.





Award Ceremony

It was finally that time of the year when we reward those who have worked hard to learn and grow.

The faces of our shining stars lit up they received an award for their efforts.

Not to forget, The newly elected council members were declared, and badges were given to the prefects during the Junior School Award ceremony.



Art Exhibition

Imagine, think and create.....

The children of Junior Section channelised the artist in them to create some really interesting work for the recently concluded art exhibition. The happiness in their eyes was unmatched when they saw their work displayed around the school.





Astronomy Workshop

'Somewhere, something incredible is waiting to be known'

The Sun, Moon, planets and stars fascinate our children a lot and most of them are inquisitive to know about this mysterious unknown world. These astronomy workshops are those windows that make our children know the unknown !!

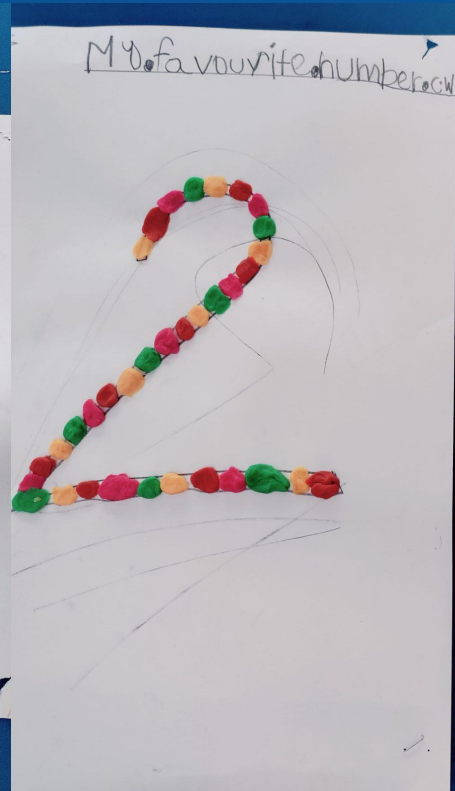




Class 1



My favourite number

Students choose their favourite number and decorated the same using eco friendly materials.



Nature Walk to the District Park

A nature walk to nearby district park was conducted to observe the various types of plants in the nursery based on sizes. Along with their observation they were amazed to see pockets of cotton all around.





Let's feel fresh with the flowers at the rose garden!!.

As a part of their ongoing topic on plants in class students of class 1 went for a nature walk to the Rose garden wherein they observed a wide range of rose flowers .They were able to identify the various parts of the plant as well.As a follow up activity they did clay modelling of a rose plant and labelled its part as well.



Visit to Kiran Nadar Museum



The children visited the Kiran Nadar Museum of Art to attend a storytelling session. They thoroughly enjoyed the session, as they listened to two stories that convey moral lessons. Additionally, the children actively participated in a follow-up activity. The visit proved to be highly beneficial, as the children learned various techniques of storytelling, including voice modulation, gestures, and actions.



Guftagu - Class 1 parent workshop

A session was planned for the parents to affirm how learning takes place through play. We were able to establish the following objectives through the session:-

**Demonstrate that play can foster critical thinking, reasoning, motor, language and cognitive skills in them and their children.*

**Some of the displayed TLMs were made by teachers, which also gave an idea to parents that they can spend the holiday time in creating different learning activities with their children. These materials/activities are cheap, easily available, user friendly and very easy to build.*

Class 2




Show & Tell : My favourite toy

As a way for students to express themselves and get to know each other better, grade 2 students had a Show and Tell day, wherein they brought their favourite toys to the school.

Students excitedly expressed why a particular toy was their favourite. Some drove their toy cars around the classroom, and others solved the rubik's cubes within record time; they were then rewarded with a cheerful round of applause from the audience.

The students' creativity and distinctive personalities also shined through the stories related to their toys they told, and how to put to words the value the particular toys hold in their lives. The activity was a big hit, with every child participating with much fervor..






Visit to the Mosque and Gurudwara

Class 2 children were taken for visiting the Mosque and the Gurudwara with the objectives of spreading the message of unity, brotherhood and respect towards all religions and to make our children informed and independent decision-makers.

The visits ended with a sweet smile on the students' faces and sweet kheer in their belly!



My favourite book

'Books are a uniquely portable magic' and class 2 children brought this magic in the class by bringing their favourite book to the class. The children talked about their favourite book, its characters and some even narrated the story. The class was enjoyable and entertaining during the activity and it was an awe to see our budding story tellers.

Observe, touch and learn!!

'There is no Science without experiments'

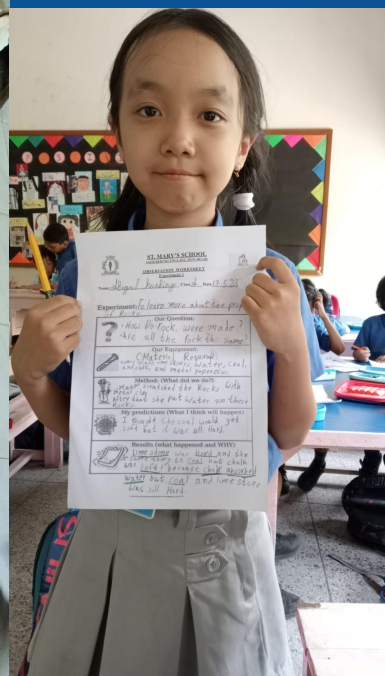
Keeping the above quote in mind, teachers of class 2 demonstrated experiments based on rocks in the class today.

The first experiment was based on the properties of rocks (limestone, chalk and coal). We checked the hardness of each of the above mentioned rocks by scratching them with metal paper clips.

The next step was to put water on each of these rocks and find out which of these could absorb water.

Next, the children of class 2 collected some rocks during their playtime. We put those rocks in water to sort them into heavy and light. Words like demonstration, observation, absorption, floating and sinking were discussed as the experiments were performed.

Thereafter, the children recorded their observations in the follow up sheet.





Visit to the Kiran Nadar Museum of Art

Our super enthusiastic bunch of class 2 went to Kiran Nadar Museum of Art to experience a storytelling session. Children spoke about their understanding of a museum and what was the difference between a modern art and contemporary art. As a follow-up of the storytelling session, the children illustrated a barren land and the lush green forest by dividing the sheet into two parts. The session was thoroughly enjoyed by the children and we looked forward to the beautiful drawings. The children also learnt about the elements of a story and henceforth followed by a class discussion.



The plants that make my school look green....

The children of class 2 went for a nature walk in the school to observe different types of plants and their habitats. They were amazed to observe so many unique plants growing in the school. The climber that adorns our new building is the most favourite plant while the bamboo plant growing in the butterfly garden fascinated the children a lot!!



Class 3



Listen and draw.....

'We don't learn from talking; we learn from listening.'
To build listening comprehension and respond appropriately, the students were asked to sit back to back with their partner. One of the partners had to describe a setting from a story and the other had to use their skills of listening and comprehension to draw using the instructions given.

The partners then compared what was said and what was illustrated. This activity enlightened them on the importance of speaking clearly using adequate vocabulary to express their thoughts.



Fun with Number Cards

The fun started when each child was given the task of creating number cards. Bright and colourful number cards were prepared for the activity.

This activity focused on listening and forming of 4-digit numbers, followed by reading of numbers with correct place values.



Visit to Kiran Nadar Museum

"Art has the power to transform, to illuminate, to educate, inspire and motivate."

Students visited the Kiran Nadar Art Museum where they explored the artwork by various artists of Asia called Pop South Asia.

They prepared for the visit by reading up about the place and shared it with the class.

They also explored the difference between an 'art museum' and 'art gallery'.

During the visit, they enjoyed a storytelling session and were mesmerized by the creativity of the artists especially the Photo Booth, Mandala Art, Safety matches, Nail Salon, Installation done using the game 'Mechanix'.

This visit enabled them to identify the art work they liked best and how it made them feel.



Maths Treasure Hunt

The class was divided into smaller groups, each group was given a set of 8 questions based on the world of Maths around me.

- * identify a pattern in the school*
- * look for an object which reflects symmetry*
- * hunt an object which is more than 5 cm*
- * an object that has numbers etc...*



Children enjoyed hunting the answers of the questions as a team and wanted more such activities.



Observation Activity

The observation experiment comparing a plant with light and a plant with no light provided Class 3 students with a hands-on understanding of the essential role light plays in plant growth and the importance of light in the process of photosynthesis. It also deepened students' knowledge of plants and emphasized the interdependence between plants and their environment.



Nature Walk in Butterfly and Kitchen Garden

A nature walk is an opportunity to learn about Mother Earth and appreciate and admire her many facets. It builds confidence and promotes creativity and imagination among children. Children walked around the "Butterfly garden" and "Kitchen garden" and explored and observed different types of plants, names of the trees, insects, tiny fishes in the pond and learned particularly about different living and non - living things. The students walked around expressing their excitement about everything they saw and heard. They smelled flowers, heard the birds chirping. They also collected fallen vegetables and gave them to the gardener. Finally, the students thanked the gardener for guiding and telling them about the process of how to grow vegetables.



Visit to Herb Garden

The visit to the school herb garden was an enriching and educational experience for the students of class 3. It gave the students a better understanding of medicinal value of plants. The garden included a variety of herbs such as basil, mint, aloe vera, kari patta ajwain etc. Each herb was labeled with its original name and scientific name. It was an enriching and educational experience for the students. The visit not only expanded their knowledge of herbs but also fostered a deeper connection to nature and an appreciation for the role of herbs in our daily lives. The school herb garden serves as an excellent resource for experiential learning and environmental education.



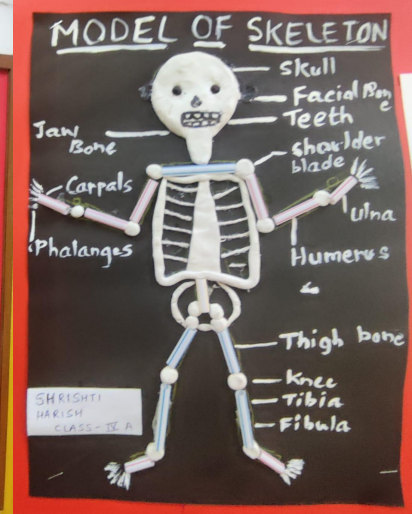

Class 4



A date with the bones

The best way of learning about anything is by doing.

As part of a learning activity on bones and skeletons, students worked in pairs to measure upper and lower arm and leg bones. They recorded their findings and answered reasoning questions based on their observations. Students also created a model of a skeleton using various materials like and labeled the different bones. The projects were displayed outside the classrooms.



My birthday month!!

Children of class 4 were asked to get their passport size photograph. They placed it one by one on the display board above their birthday month. In the end, a bar graph was created which showed the number of birthdays in different months. Children answered a few questions based on the same graph in their Maths notebook as a follow up activity.



Nature Walk to Deer Park

'In every walk with nature one receives far more than he seeks'

An excursion to Deer Park was arranged to foster a connection with nature and develop observation and exploration skills. Prior to the outing, students learned about vertebrates and invertebrates. During the visit, they participated in a scavenger hunt, identifying various animals and further classifying them based on their vertebrate categories.



Observation Time

'Let nature be your teacher'

Students visited the school's butterfly garden to observe different plant varieties.



They interacted with the gardener and learned about plant names and care instructions for the summer season.

Art Integrated Maths Activity My favourite number

Children were asked to pick a number and creatively present their number and share with the class the reason for choosing the number.

